



Rushivat Farmer Producer Company Limited
Balance Sheet as on 31/03/2021

Particulars		Note No.	As at 31 March, 2021	As at 31 March, 2020
(1) ASSETS				
1	Non-current assets			
a	Property, Plant and Equipment	1		
b	Capital work-in-progress	1.1	12904762	8399989
c	Investment Property			
d	Other Intangible assets	1.2	0	0
e	Financial Assets	1.3		
	(i) Investments	2		
	(ii) Trade receivables	2.1		
	a) Trade Receivable Considered Good-Secured	2.2		
	b) Trade Receivable Considered good-Unsecured	2.2		
	c) Trade Receivable Which Have Significant increase in credit Risk	2.2		
	d) Trade Receivable- Credit impaired	2.2		
	(iii) Loans Receivable			
	a) Loan Receivable Considered Good-Secured	2.3		
	b) Loan Receivable Considered good-Unsecured	2.3		
	c) Loan Receivable Which Have Significant increase in credit Risk	2.3		
	d) Loan Receivable- Credit impaired	2.3		
g	Advance income Tax	3		
h	Deferred tax assets (net)			
i	Other non-current assets	4	17000	17000
2	(2) Current assets			
a	Inventories	5	20178970	13428209
b	Financial Assets	6		
	(i) Investments	6.1	75000	75000
	(ii) Trade receivables		11078370	7988081
	a) Trade Receivable Considered Good-Secured	6.2	11078370	7988081
	b) Trade Receivable Considered good-Unsecured	6.2	0	0
	c) Trade Receivable Which Have Significant increase in credit Risk	6.2	0	0
	d) Trade Receivable- Credit impaired	6.2	0	0
	(iii) Cash and cash equivalents	6.3	103158	37450
	(iv) Bank balances other than (iii) above		35448	27308
	(v) Loans	6.4	0	0
	a) Loan Receivable Considered Good-Secured			
	b) Loan Receivable Considered good-Unsecured			
	c) Loan Receivable Which Have Significant increase in credit Risk			
	d) Loan Receivable- Credit impaired			
	(vi) Others (to be specified)	6.5	0	0
c	Current Tax Assets (Net)		531141	506451
d	Other current assets	7	44923848.57	30479487
	Total Assets			



EQUITY AND LIABILITIES				
3	Equity		10,480,042	5,628,096
a	Equity Share capital	8	1,231,000	1,192,000
b	Other Equity	9	9,249,042	4,436,096
4	LIABILITIES		-	-
	Non-current liabilities		-	-
a	Financial Liabilities	10	-	-
	(i) Borrowings	10.1	-	-
	(ii) Trade payables			
	a) total outstanding dues of micro enterprises and small enterprises;	10.2		
	b) total outstanding dues of creditors other than micro enterprises and small enterprises	10.2		
	(iii) Other financial liabilities excluding Provisions.	10.3		
b	Provisions			
c	Deferred tax liabilities (Net)			
d	Other non-current liabilities	11		
5	Current liabilities		34,443,807	24,851,390
a	Financial Liabilities	12	32,583,042	23,217,297
	(i) Borrowings	12.1	19,055,901	16,166,710
	Trade payables		13,527,140	7,050,587
	i) total outstanding dues of micro enterprises and small enterprises;	12.2		
	ii) total outstanding dues of creditors other than micro enterprises and small enterprises	12.2	13,527,140	7,050,587
	iii) Other Payable	12.3	-	-
b	Other current liabilities	13	1,820,000	1,612,000
c	Provisions	14	-	-
Total	Current Tax Liabilities (Net)	15	40,765	22,093
al				
	Total Equity and Liabilities		44,923,848.57	30,479,487

See accompanying notes to the financial statements


For Rushivat Farmer Producer Company Limited

[Signature]

Director
DIN-0007524391

[Signature]

Director
DIN-0007524390



For Bhoyar & Co.
Chartered Accountants

[Signature]

CA M J Bhoyar
M.No. 136107
FRN 132522W

Date
Place

UDIN -21136107AAAAFV9064



01/11/2021
Washim

[Signature]
Chief Executive Officer
Rushivat Farmers Producer
Com. Ltd., Karda Tq. Risod
Dist. Washim.